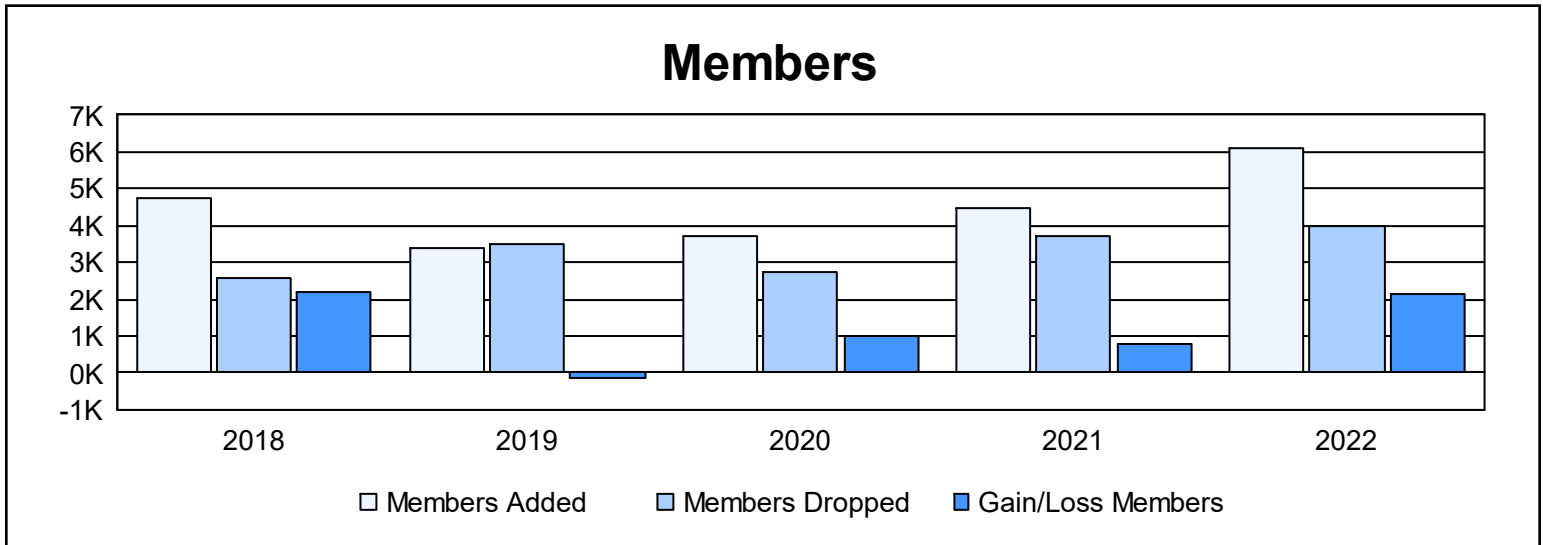
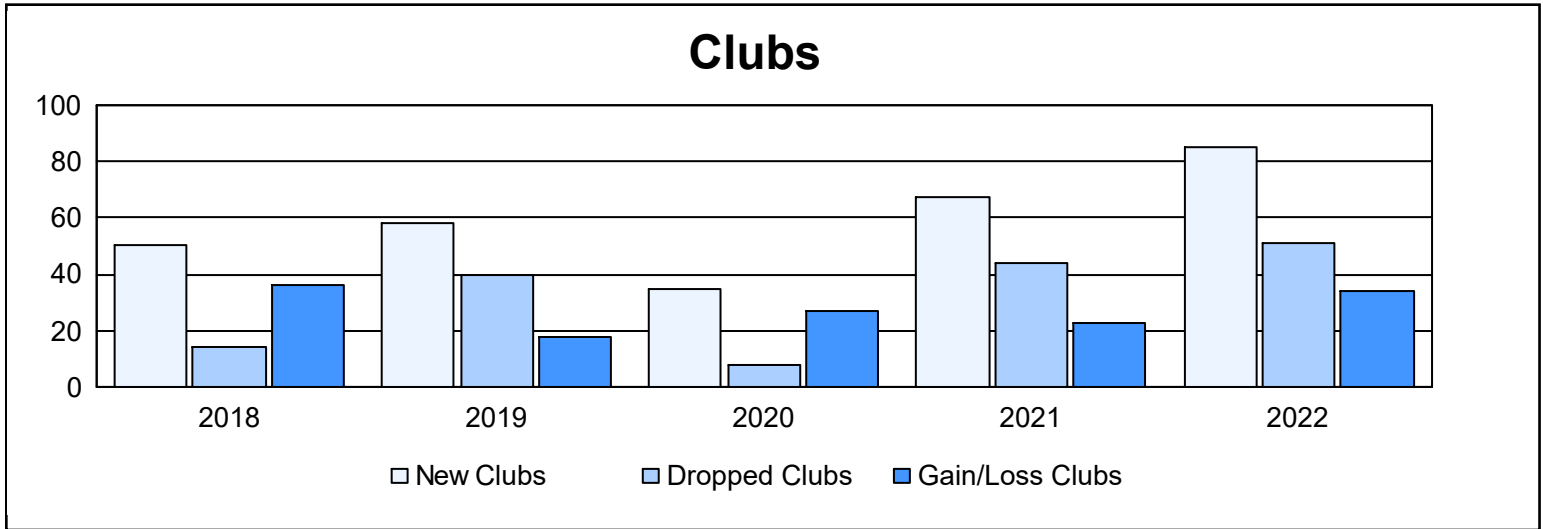
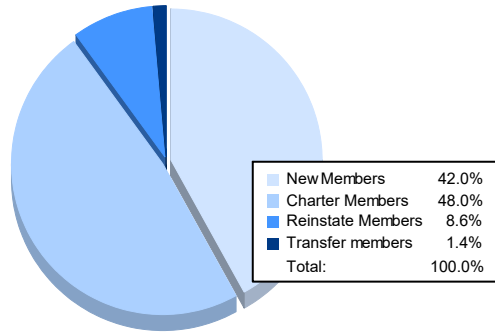


Year	New Clubs	Dropped Clubs	Gain/ Loss Clubs	New Members	Charter Members	Reinstate Members	Transfer Members	Total Member Added	Total Members Dropped	Gain/ Loss Members
2017-2018	50	14	36	2,851	1,686	179	44	4,760	2,555	2,205
2018-2019	58	40	18	1,642	1,540	175	22	3,379	3,520	-141
2019-2020	35	8	27	2,012	1,126	566	15	3,719	2,743	976
2020-2021	67	44	23	2,306	1,871	279	25	4,481	3,688	793
2021-2022	85	51	34	2,561	2,931	525	87	6,104	3,991	2,113
Average	59	31	28	2,274	1,831	345	39	4,489	3,299	1,189



Membership Composition June 2022 Cumulative



Gender Composition June 2022 Cumulative

